

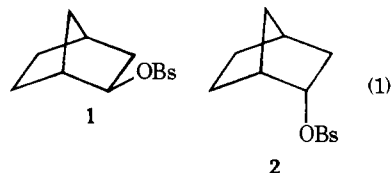
Structural Effects in Solvolytic Reactions. 20. Solvolysis of 2-*p*-Anisyl-2-norbornyl and 2-*p*-Anisyl-2-camphenyl *p*-Nitrobenzoates. Evidence for the Unimportance of σ -Participation as a Factor in the High Exo:Endo Rate and Product Ratios Realized in the Solvolysis of Highly Stabilized Tertiary 2-Norbornyl Derivatives¹

Herbert C. Brown* and Ken'ichi Takeuchi²

Contribution from the Richard B. Wetherill Laboratory, Purdue University,
West Lafayette, Indiana 47907. Received September 28, 1976

Abstract: The solvolyses of *exo*- and *endo*-2-*p*-anisyl-2-norbornyl and *exo*- and *endo*-2-*p*-anisyl-2-camphenyl *p*-nitrobenzoates in 80% aqueous acetone reveal high *exo*:*endo* rate ratios, 284 in the case of the 2-*p*-anisylnorbornyl and 44 000 in the case of the 2-*p*-anisylcamphenyl derivatives. The solvolysis of 2-*p*-anisyl-*exo*-norbornyl chloride in the presence of sodium borohydride affords *endo*-2-*p*-anisylnorbornane arising from the capture of the hydride from the *exo* direction ($\geq 98\%$). Both *exo*- and *endo*-2-*p*-anisyl-2-camphenyl derivatives yield $\geq 99.5\%$ *exo*-substituted alcohols. Therefore, these highly stabilized norbornyl derivatives show high *exo*:*endo* rate ratios and high *exo*:*endo* product ratios, at one time considered to be the essential criteria required to postulate σ -participation with formation of a σ -bridged intermediate. Yet σ -participation cannot be a factor in the solvolysis of these highly stabilized tertiary norbornyl derivatives. It is concluded that steric effects must make a major contribution to the high *exo*:*endo* rate and product ratios observed in these stabilized tertiary norbornyl derivatives.

The high *exo*:*endo* rate ratio and predominant *exo* substitution observed in the solvolysis of secondary 2-norbornyl derivatives were considered to be the distinguishing features of the σ -bridged 2-norbornyl cation.³ The acetolyses of *exo*- and *endo*-norbornyl brosylates (**1**, **2**) yield an *exo*:*endo* rate ratio of 350 (**1**).³ Moreover, both yield 99.98% *exo* alcohol.^{3,4} It was

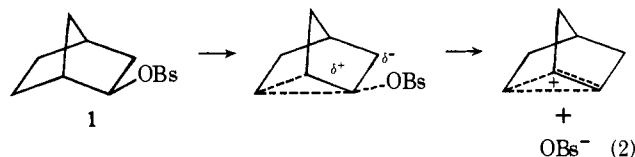


exo:*endo* (25°C)

350

1.00

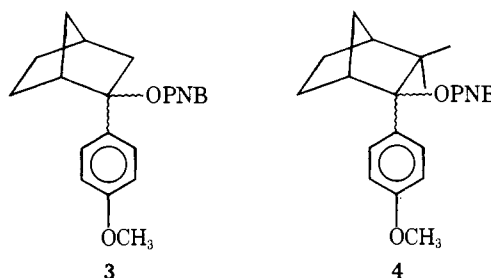
postulated that the 1,6-bonding pair is in ideal position to participate in the displacement of the *exo* brosylate group, but it is in an unfavorable position to assist the ionization of the *endo* isomer (**2**).³



It has been proposed that the importance of neighboring group participation should diminish as the incipient carbonium ion center is stabilized by substitution.⁵ The postulate has received general acceptance.⁶ Consequently, we undertook to synthesize *exo*- and *endo*-2-*p*-anisyl-2-norbornyl and 2-*p*-anisyl-2-camphenyl *p*-nitrobenzoates (**3**, **4**) in order to establish the effect of the stabilization produced by the *p*-anisyl group at the cationic center on the *exo*:*endo* rate and product ratios.

Results

Synthesis. Addition of *p*-anisylmagnesium bromide to 2-norbornanone (**5**) yielded 2-*p*-anisyl-*endo*-norbornanol (**6**). Treatment with hydrogen chloride gave the *exo* chloride (**8**).



Hydrolysis then yielded the 2-*p*-anisyl-*exo*-norbornanol (**9**). The *endo* alcohol (**6**) was converted into the *p*-nitrobenzoate (**7**) by treating with *n*-butyllithium, followed by *p*-nitrobenzoyl chloride.⁷ The *exo* *p*-nitrobenzoate was too unstable to be isolated and hence the benzoate was synthesized for solvolytic studies. 2-*p*-Anisylcamphenyl derivatives were also synthesized by similar procedures (see Experimental Section).

Rate Studies. The rates of solvolysis of 2-*p*-anisylnorbornyl (**7**, **10**) and 2-*p*-anisylcamphenyl derivatives were measured in 80% aqueous acetone following the standard titrimetric procedures.⁷ The rate constant for the solvolysis of 2-*p*-anisyl-*exo*-norbornyl *p*-nitrobenzoate was determined by multiplying the rate of the benzoate by the factor 20.8. This factor was obtained from the corresponding 2-phenyl derivatives. Similarly, the rate of solvolysis of 2-*p*-anisyl-*exo*-camphenyl *p*-nitrobenzoate was calculated from that of the benzoate by using $k_{\text{OPNB}}/k_{\text{OBz}} = 23.5$, determined for the phenyl derivatives. The pertinent rate data are summarized in Table I.

Solvolytic Products. 2-*p*-Anisyl-*exo*-norbornyl chloride (**8**) was solvolyzed in diglyme-water mixture in the presence of sodium borohydride.⁸ Analysis by ¹H NMR revealed more than 98% attack from the *exo* side. Both *exo*- and *endo*-2-*p*-anisylcamphenyl derivatives were solvolyzed in buffered 80% aqueous acetone. ¹H NMR analysis of the product indicated more than 99.5% *exo* alcohol.

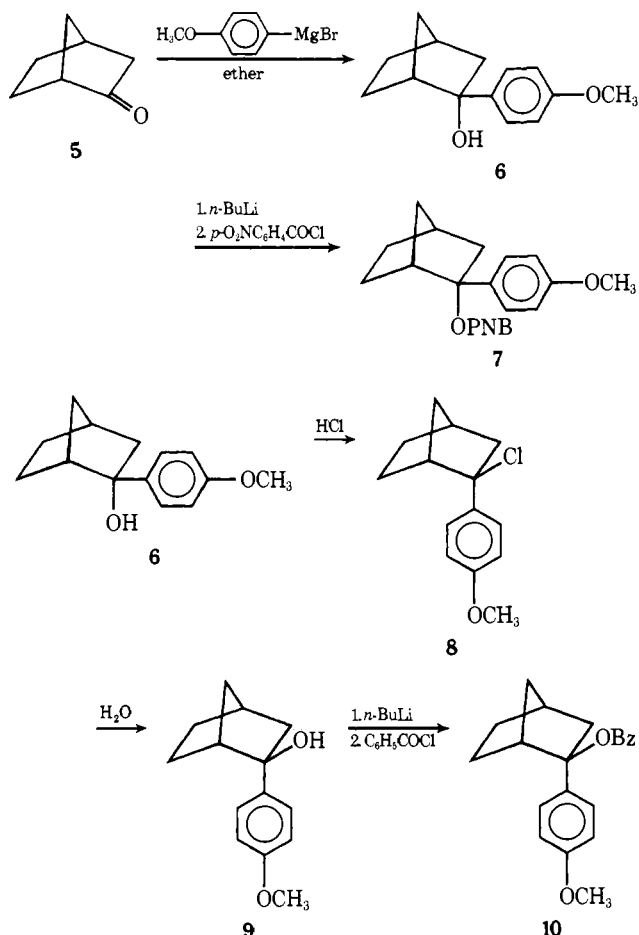
Discussion

The rate of ethanolysis of 2-*p*-anisyl-*exo*-norbornyl chloride is greater than that of *exo*-norbornyl chloride by an enormous

Table I. Rates of Solvolysis of 2-*p*-Anisyl-2-norbornyl and 2-*p*-Anisyl-2-camphenilyl Derivatives in 80% Aqueous Acetone

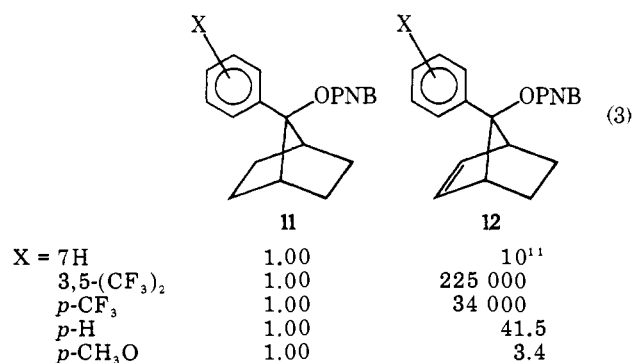
System	Isomer	Derivative	Rate constant, $k_1 \times 10^6, \text{s}^{-1}$			ΔH^\ddagger , kcal mol ⁻¹	ΔS^\ddagger , eu	Exo:endo at 25 °C
			$T_2, \text{°C}$	$T_1, \text{°C}$	25 °C			
2-Norbornyl	Exo	OBz		18.7 (0)	548	21.3	284	
		OPNB			11 400 ^a			
2-Camphenilyl	Endo	OPNB		1.17 (0)	40.2	22.3	44 000	
	Exo	OBz		15.7 (0)	514	22.0		
	Endo	OPNB	171 (75)	8.77 (50)	0.273	26.0		

^a Calculated by multiplying the rate of the benzoate by the factor of 20.8. ^b Calculated by multiplying the rate of the benzoate by the factor of 23.5.

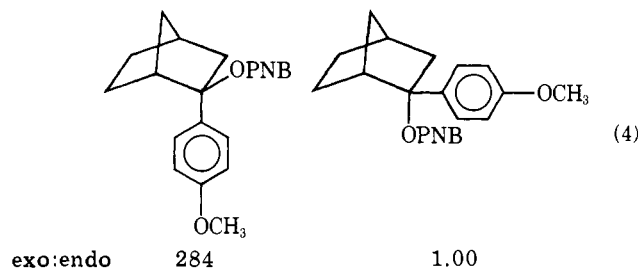


factor of 5×10^{11} .⁹ Clearly the *p*-anisyl group must provide major stabilization of the incipient carbonium ion in the transition state. Hence a carbonium ion stabilized by a *p*-anisyl group should make relatively little demand on neighboring groups for further stabilization through participation. The remarkable stabilizing effect of the *p*-anisyl group causing neighboring group participation to vanish was elegantly demonstrated by Gassman and co-workers.¹⁰ They observed that the rate enhancement of 10^{11} in the secondary 7-norbornenyl derivatives¹¹ decreases with the introduction of stabilizing groups at the 7 position and effectively vanishes with the *p*-anisyl group (3). If the *p*-anisyl group can cause the truly enormous π -participation ($\times 10^{11}$) observed in *anti*-7-norbornenyl to vanish, it should surely cause the much smaller σ -participation ($\times 350$) proposed for *exo*-norbornyl to vanish.

Exo:Endo Rate Ratio in 2-*p*-Anisyl-2-norbornyl. Solvolysis of 2-*p*-anisylnorbornyl derivatives (7, 10) in 80% aqueous acetone reveals an *exo*:endo rate ratio of 284 (4). This com-

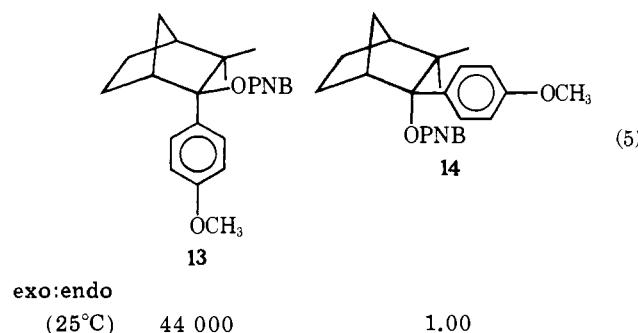


pare with a value of 350 for the parent 2-norbornyl brosylates³ and 284 for the corresponding tosylates.¹² Consequently, we do not observe a significant decrease in the *exo*:endo rate ratio in spite of the high stability of the cationic center, which should make σ -bridging insignificant.

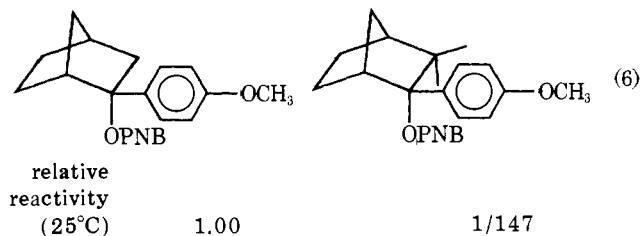


A ¹H NMR study of the 2-phenyl-2-norbornyl cation has revealed no evidence for charge delocalization from the 2 to the 1 and 6 positions.¹³ If the 2-phenyl-2-norbornyl cation is classical, there surely cannot be argument about the more stable 2-anisyl derivative. Clearly the results do not support the interpretation that the high *exo*:endo ratios in the 2-norbornyl system must be the result of σ -participation, even in tertiary derivatives.¹⁴

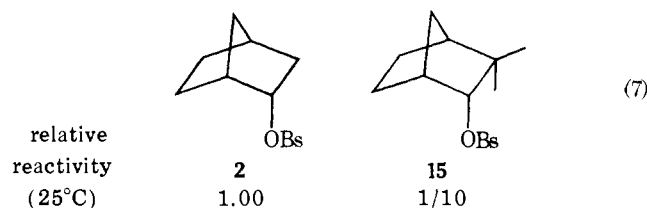
Exo:Endo Rate Ratio in 2-*p*-Anisyl-2-camphenilyl. The *exo*:endo rate ratio in 2-*p*-anisyl-2-camphenilyl derivatives (13, 14) is still higher, 44 000 (5). An examination of the individual



rate constants (Table I) reveals that the rates of the *exo* isomers are quite similar. The high *exo*:*endo* rate ratio results largely from a considerable decrease in rate of the *endo* isomer (6). A



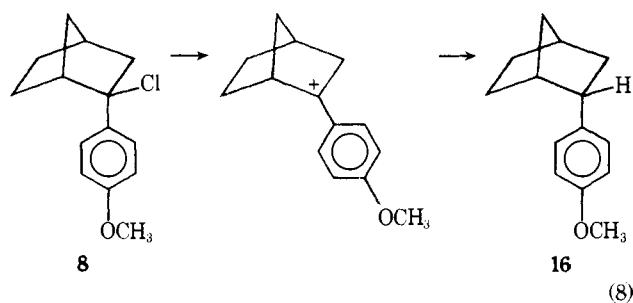
comparison of the rates of acetolysis of *endo*-camphenyl brosylate (**15**) with *endo*-norbornyl brosylate also reveals a decrease for the camphenyl derivative,¹⁵ albeit somewhat smaller (7). These decreases are consistent with the proposal



that the rate of ionization of the *endo* isomer is retarded by steric difficulties in the solvation of the incipient anion and its departure. The *gem*-dimethyl group in the 3 position and the twisting of the aromatic ring must produce a more effective cage for the incipient anion than does the parent norbornyl structure.

Exo:Endo Product Ratios in 2-*p*-Anisyl-2-norbornyl and 2-*p*-Anisyl-2-camphenyl. The predominant *exo* substitution ($\geq 99.98\%$) observed in the solvolysis of 2-norbornyl brosylate has been considered to be a major support for σ -bridging. Consequently, it was of interest to examine the products of solvolysis of these highly stabilized norbornyl derivatives.

The solvolysis of 2-*p*-anisylnorbornyl chloride (**8**) yields 2-*p*-anisyl-*exo*-norbornanol (**9**). Unfortunately, the product is highly unstable and difficult to analyze quantitatively. Solvolysis of the chloride in the presence of sodium borohydride⁸ gave a more stable product, the hydrogen derivative (**16**) (8). Analysis by ¹H NMR revealed attack by the borohydride from the *exo* direction $\geq 98\%$.



The presence of the *gem*-dimethyl substituents in 2-*p*-anisyl-2-camphenyl greatly stabilizes the alcohols. As was pointed out earlier, solvolysis of either isomer in 80% acetone proceeds to give $\geq 99.5\%$ of the *exo* alcohol (9). Therefore, even these highly stabilized derivatives exhibit predominant substitution from the *exo* side.

Free Energy Diagrams. The foregoing discussion makes it clear that these highly stabilized 2-norbornyl derivatives exhibit the high *exo*:*endo* rate and product ratios previously considered to represent a major argument favoring the σ -bridged formulation. If we accept both the theoretical and experimental evidence that highly stabilized cations, such as 2-*p*-anisyl-2-norbornyl, cannot involve σ -bridging, it follows that high *exo*:*endo* rate and product ratios do not constitute

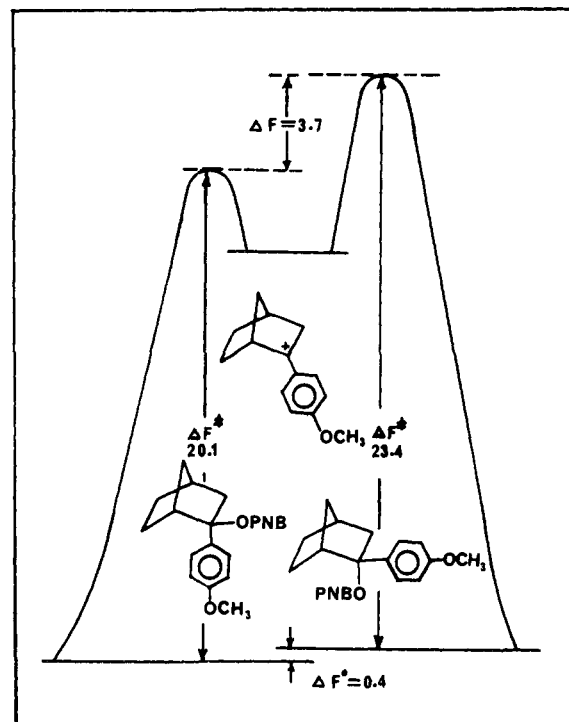
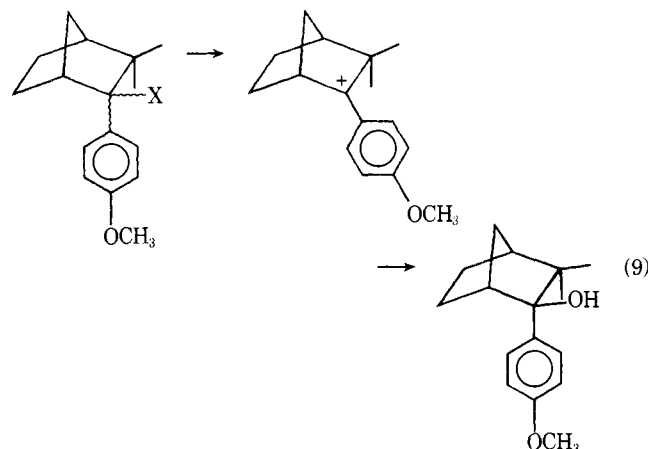


Figure 1. Free-energy diagram for the solvolysis of the 2-*p*-anisyl-2-norbornyl *p*-nitrobenzoates in 80% aqueous acetone at 25 °C.



evidence for such bridging. More logically, there must be some characteristic feature of the norbornyl structure other than σ -bridging for the observed high *exo*:*endo* rate and product ratios.

It is of interest to construct the Goering-Schewene diagrams for the 2-*p*-anisyl-2-norbornyl and 2-*p*-anisyl-2-camphenyl systems for comparison with the diagram for the parent system.⁴

The free energy of activation for the solvolysis of 2-*p*-anisyl-*exo*-norbornyl *p*-nitrobenzoate in 80% aqueous acetone is 20.1 kcal mol⁻¹. The corresponding value for the *endo* isomer is 23.4 kcal mol⁻¹. Both isomers yield the same intermediate. Equilibration of the two epimeric alcohols in the case of the phenyl derivatives established that they are of comparable stabilities with the ground state of the *endo* isomer being higher in energy by a relatively small factor of 0.4 kcal mol⁻¹.¹⁶ Finally, the available evidence indicates that there is no significant difference in the steric requirements of the acyloxy and hydroxyl groups in the norbornyl system.

With these approximations in mind, it is possible to construct a free-energy diagram for the solvolysis of the *exo*:*endo* pair (Figure 1). The diagram reveals a difference in energy of the two transition states of 3.7 kcal mol⁻¹.

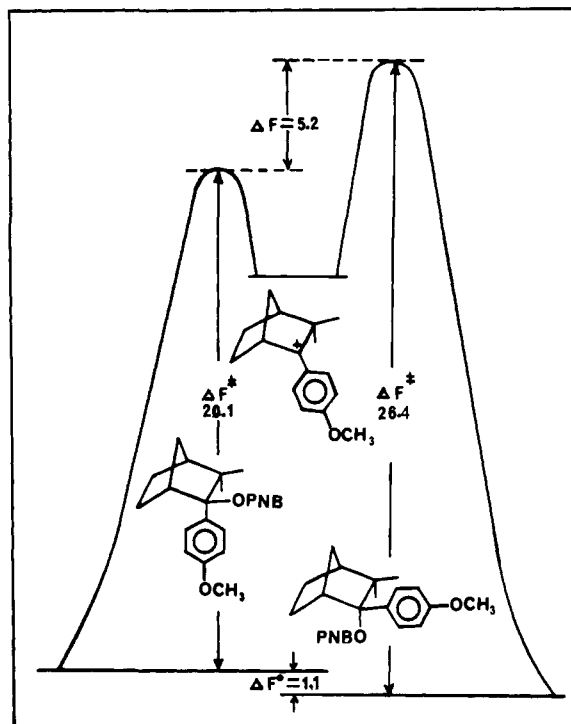


Figure 2. Free-energy diagram for the solvolysis of the 2-*p*-anisyl-2-camphenyl *p*-nitrobenzoates in 80% aqueous acetone at 25 °C.

It is clear that the cation once formed will react with the anion (or the solvent) to give the two epimeric derivatives in a ratio determined by the difference in energy of the respective transition states. The reaction will evidently proceed in the case of both isomers to give the exo isomer predominantly.

The essential problem is that of accounting for the major difference in energy of the two transition states. Is the endo transition state normal with the exo transition state stabilized by σ -participation or is the exo transition state normal with the endo transition state destabilized by some factor?

In the case of the parent 2-norbornyl system, it has been customary to argue that the exo transition state must be stabilized by σ -bridging over the corresponding endo transition state. However, this explanation cannot be utilized for the two 2-*p*-anisyl derivatives. There appears to be considerable experimental evidence and general agreement that a cationic center highly stabilized by a 2-*p*-anisyl group cannot engage in such σ -bridging.^{5,6} This leaves us with the possibility that the exo transition state must be considered normal, with the endo transition state destabilized by some factor.

The free energy of activation for the solvolysis of 2-*p*-anisyl-*exo*-camphenyl derivative is the same, 20.1 kcal mol⁻¹, as for the corresponding 2-norbornyl derivative. However, the free energy of activation for the endo isomer is 26.4 kcal mol⁻¹, considerably larger than the value for the corresponding 2-norbornyl derivative. Consequently, as pointed out earlier, the major increase in the exo:endo rate observed for 2-*p*-anisyl-2-camphenyl derivatives (44 000) as compared with the 2-*p*-anisyl-norbornyl derivative comes about primarily because of a major decrease in the rate of solvolysis of the endo isomer of the camphenyl system. Construction of the free-energy diagram reveals a difference in the energy of the two transition states of 5.2 kcal mol⁻¹, considerably larger than in the related 2-*p*-anisyl-2-norbornyl system (Figure 2). It is evident that the partition of the cationic intermediate between the exo and the endo product should be more stereoselective for exo in the case of the camphenyl system than in the case of the corresponding norbornyl derivatives.

Exo:Endo Rate Ratios as a Steric Phenomenon. At the time the high exo:endo rate and product ratios for the solvolysis of 2-norbornyl derivatives were observed, little was known about the remarkable steric characteristics of the norbornane structure. The highly stabilized 2-*p*-anisyl-2-norbornyl and 2-*p*-anisyl-2-camphenyl derivatives exhibit equally high exo:endo rate and product ratios. Therefore, explanations other than σ -bridging have to be explored to account for these characteristics. The marked preference for reaction from the exo over reaction from the endo direction appears to be in the rigid U-shaped structure of the norbornane system.¹⁷ The high exo:endo rate ratios are presumably the result of decreased rates of reaction in the sterically hindered endo direction of the U-shaped structure.¹⁷ Consequently, it appeared appropriate to consider that the high exo:endo rate ratio in the solvolysis of the tertiary 2-*p*-anisyl-2-norbornyl and the parent secondary 2-norbornyl derivatives may actually be the result of a normal exo rate combined with a very slow endo rate.

Conclusion

The solvolysis of the 2-*p*-anisyl-2-norbornyl and the 2-*p*-anisyl-2-camphenyl *p*-nitrobenzoates proceeds through classical cations without σ bridges. Yet these two systems reveal high exo:endo rate and product ratios comparable to those in norbornyl itself. The two systems (3, 4) yield free-energy diagrams (Figures 1 and 2) which are remarkably similar to the parent secondary system.^{4,17} The behavior of such tertiary 2-norbornyl derivatives can be clearly understood in terms of the steric interactions with a high order of consistency. The conclusion that σ -participation is not a factor in these stabilized tertiary derivatives should not be extrapolated to the position that σ -participation may not contribute to the high exo:endo rate ratios and product ratios observed in the secondary norbornyl derivatives. However if steric effects make a major contribution to the exo:endo rate and product ratios in these stabilized tertiary norbornyl derivatives, it is difficult to see why such steric destabilization of the endo transition state will not also make a significant contribution to these ratios in the secondary norbornyl derivatives.

Experimental Section

2-*p*-Anisyl-*endo*-norbornanol (6). This alcohol was prepared by the addition of *p*-anisylmagnesium bromide to norcamphor, bp 135–138 °C (2 mm) [lit.¹⁸ bp 160–170 °C (2–2.5 mm)].

2-*p*-Anisyl-*exo*-norbornanol (9). The exo alcohol was converted to the chloride by treating with dry HCl gas in methylene chloride at 0 °C in an automatic hydrochlorinator.¹⁹ The solvent was pumped off and the chloride was hydrolyzed in 60% acetone at 0 °C in the presence of 100% excess sodium bicarbonate. The solvent was evaporated, alcohol extracted with ether, and dried over anhydrous magnesium sulfate. Removal of solvent gave the exo alcohol; this alcohol was used for the benzoate preparation without further purification.

2-*p*-Anisyl-*endo*-norbornyl *p*-Nitrobenzoate (7). This compound was prepared by treating the alcohol with *n*-butyllithium and *p*-nitrobenzoyl chloride in the usual manner,⁷ mp 115 °C dec.

Anal. Calcd for C₂₁H₂₁NO₅: C, 68.65; H, 5.76; N, 3.81. Found: C, 68.59; H, 5.67; N, 4.04.

2-*p*-Anisyl-*exo*-norbornyl Benzoate (10). This benzoate was prepared by treating the lithium salt of the alcohol with benzoyl chloride in THF, mp 91–91.5 °C.

Anal. Calcd for C₂₁H₁₉O₃: C, 78.18; H, 6.79. Found: C, 78.23; H, 6.88.

2-*p*-Anisyl-*endo*-camphenilol. Camphenilone (from Shawnee Chemicals, 41.4 g, 0.3 mol) was treated with *p*-anisylmagnesium bromide prepared from *p*-bromoanisole (60 g, 0.321 mol) and magnesium turnings (7.8 g, 0.321 mol) in ether. The reaction mixture was worked up in the usual manner.²⁰ Crystallization from ethanol gave 34.0 g (41.5%) of the endo alcohol, mp 113.5–114 °C (lit.²¹ mp 115.5–116 °C). On GLC analysis, the alcohol decomposed to give *p*-anisylapocyclene.

2-*p*-Anisyl-*exo*-camphenilol. 2-*p*-Anisyl-*endo*-camphenilol (5 g) was dissolved in 50 mL of 96% sulfuric acid. After 10 min, the reaction mixture was poured into 400 g of ice. Extraction with ether and recrystallization from *n*-pentane afforded 3.7 g (74%) of 2-*p*-anisyl-*exo*-camphenilol, mp 77.5–78 °C (lit.²¹ mp 76–78 °C). On GLC analysis, this was detected as *p*-anisylapocyclene.

2-*p*-Anisyl-*endo*-camphenilyl *p*-Nitrobenzoate (14). This *p*-nitrobenzoate was obtained by treating the lithium salt of the alcohol with *p*-nitrobenzoyl chloride in 41% yield, mp 133.8–134.8 °C (lit.²¹ mp 129.5–135 °C).

2-*p*-Anisyl-*exo*-camphenilyl Benzoate. This compound was prepared by treating the alcohol with *n*-butyllithium and benzoyl chloride in 54% yield, mp 127.5–128 °C.

Anal. Calcd for C₂₃H₂₆O₃: C, 78.83; H, 7.48. Found: C, 78.58; H, 7.58.

Trapping of 2-*p*-Anisyl-norbornyl Cation by Sodium Borohydride. In a typical experiment, sodium borohydride (8.5 g, 0.225 mol) was dissolved in a mixture of diglyme (80 mL) and water (37.5 mL). A solution of 2-*p*-anisyl-*exo*-norbornyl chloride (1.18 g, 5 mmol) in diglyme (7.5 mL) was added at 25 °C. This results in 1.8 M in sodium borohydride and 0.04 M in chloride. The reaction mixture became foamy. After 10 min, 80 mL of pentane was added. The pentane layer was washed with four portions of 50 mL of water to wash out diglyme and dried over anhydrous magnesium sulfate. The solvent was evaporated and 2-*p*-anisyl-norbornanes were separated from the olefin by preparative GLC (6-ft FFAP column at 150 °C) in 68% yield. The *exo*:*endo* ratio of the trapping material was determined by ¹H NMR by measuring the peak area exhibited by the C₂ protons in CCl₄ solution (30%). The C₂ proton of the *exo* isomer appeared as a triplet at δ 2.62 ($J = 6.5$ Hz) and of the *endo* isomer as a multiplet at δ 3.15 ($J = 5$ Hz). Analysis revealed that 2-*p*-anisyl-norbornanes obtained in the trapping experiment consisted of $\geq 98\%$ *exo* and $\leq 2\%$ *endo*.

Product Study of the Solvolysis of 2-*p*-Anisylcamphenilyl Derivatives. One millimole of *p*-nitrobenzoate or benzoate was dissolved in 25 mL of 0.08 M sodium acetate in 80% acetone. After keeping the solution for 10 half-lives, acetone was evaporated with a rotary evaporator and then 20 mL of 10% sodium carbonate was added. The ether extract was washed with water and dried over anhydrous magnesium sulfate. After evaporation of ether the residue was subjected to ¹H NMR analysis. Analysis was carried out by comparing the heights of methyl signals appearing at δ 0.44–0.48 (*endo* OH) and 0.74–0.80 (*exo* OH). Both *exo* and *endo* derivatives gave 99.5% *exo* alcohol and $\leq 0.5\%$ *endo* alcohol.

Equilibration of 2-*p*-Anisylcamphenilols. The alcohol (2 g) (*exo* or *endo*) was dissolved in 8 mL of chloroform. The solution was stirred with 10 mL of 4 N sulfuric acid on a magnetic stirrer at room temperature. Aliquots were taken and examined by ¹H NMR (Varian A-60A). The amount of each alcohol was determined by measuring the peak heights at δ 0.5 (*endo* OH) and 0.78 (*exo* OH). In the case of both *exo* and *endo* alcohols, the equilibrium mixture consisted of 86.4% *endo* and 13.6% *exo*.

Kinetic Measurements. The method used for determining the rate constants of the *p*-nitrobenzoates and benzoates is essentially the same as described earlier.⁷

References and Notes

- (1) Preliminary accounts of portions of this study were published earlier: H. C. Brown and K. Takeuchi, *J. Am. Chem. Soc.*, **90**, 2691, 2693, 5268, 5270 (1968).
- (2) Graduate research assistant on grants (G 19878 and GP 6492X) supported by the National Science Foundation.
- (3) S. Winstein and D. Trifan, *J. Am. Chem. Soc.*, **74**, 1147, 1154 (1952).
- (4) H. L. Goering and C. B. Schewene, *J. Am. Chem. Soc.*, **87**, 3516 (1965).
- (5) S. Winstein, B. K. Morse, E. Grunwald, K. C. Schreiber, and J. Corse, *J. Am. Chem. Soc.*, **74**, 1113 (1952).
- (6) P. D. Bartlett, "Nonclassical Ions", W. A. Benjamin, New York, N.Y., 1965.
- (7) H. C. Brown and E. N. Peters, *J. Am. Chem. Soc.*, **97**, 1927 (1975).
- (8) H. M. Bell and H. C. Brown, *J. Am. Chem. Soc.*, **88**, 1473 (1966).
- (9) H. C. Brown and K. Takeuchi, *J. Am. Chem. Soc.*, **88**, 5336 (1966).
- (10) P. G. Gassman and A. F. Fentiman, Jr., *J. Am. Chem. Soc.*, **90**, 2691 (1968).
- (11) S. Winstein, M. Shatavsky, C. Norton, and R. B. Woodward, *J. Am. Chem. Soc.*, **77**, 4183 (1955).
- (12) P. v. R. Schleyer, M. M. Donaldson, and W. E. Watts, *J. Am. Chem. Soc.*, **87**, 375 (1965).
- (13) D. G. Farnum and G. Mehta, *J. Am. Chem. Soc.*, **91**, 3256 (1969). Some charge delocalization is observed in derivatives with more electron-demanding substituents; see D. G. Farnum and A. D. Wolf, *J. Am. Chem. Soc.*, **96**, 5166 (1974).
- (14) S. Winstein, *J. Am. Chem. Soc.*, **87**, 381 (1965).
- (15) A. Colter, E. C. Friedrich, N. J. Holness, and S. Winstein, *J. Am. Chem. Soc.*, **87**, 378 (1965).
- (16) M.-H. Rei and H. C. Brown, *J. Am. Chem. Soc.*, **88**, 5335 (1966).
- (17) H. C. Brown, "Boranes in Organic Chemistry", Cornell University Press, Ithaca, N.Y., 1972, Chapter 11. See also H. C. Brown, *Acc. Chem. Res.*, **6**, 377 (1973); *Tetrahedron*, **32**, 179 (1976).
- (18) D. C. Kleinfelter, Ph.D. Thesis, Princeton University, 1960.
- (19) H. C. Brown and M.-H. Rei, *J. Org. Chem.*, **31**, 1090 (1966).
- (20) H. C. Brown and E. N. Peters, *J. Am. Chem. Soc.*, **97**, 7442 (1975).
- (21) P. D. Bartlett, E. R. Webster, C. E. Dills, and H. G. Richey, Jr., *Justus Liebigs Ann. Chem.*, **623**, 217 (1959).